






Application Guide cont’d

Model/Engine	Year	Amp kW/HP	No. Teeth	Bosch Part No.
VERMEER Trenchers				
V5750				
F4L1011F	1997-Up		11 tooth	0001109370
V3550				
F3L1011F	1994-Up		11 tooth	0001109370
V3550A				
F3L1011F	1995-Up		11 tooth	0001109370
VOLVO Loaders				
L25B				
D3DC BE1			9 tooth	0001109369
L30				
BF4L1011	1996-Up		11 tooth	0001109370
L30B				
BF4L1011FT	2000-Up		11 tooth	0001109370
L35B				
BF4L1011FT	2000-Up		11 tooth	0001109370
ZL402C				
F3L1011F			11 tooth	0001109370

	Brochure	Trade Brochure	Consumer Brochure	Application Catalog	Other Tools Available
	Bosch Ultra Premium Long Haul Alternators	2213353 (F00E380612)		2212152 (F00E380075)	Wall Chart 2213308
	Long Haul Extreme Alternators	2213682 (F00E380851)		2212152 (F00E380075)	Wall Chart 2214302
	Bosch Ultra Premium School Bus Alternators	2213358 (F00E380621)		2212152 (F00E380075) 2213354 (F00E380618)	
	Bosch Refrigeration Alternators & Starters	2213310			Application Guide 2212168
	100% New Universal Alternators	2247160		2212161	
	Premium Alternators and Starters Professional Preferred	2213296	2213295		Counter Mat 2214132 Counter Card 2214138 Troubleshooting Guide 2212108 (F00E380059)
	12 V Industrial Starter	2213478 (F00E380722)		2213478 (F00E380722)	



**BOSCH**  
Invented for life

Robert Bosch LLC  
Broadview, Illinois 60155  
Robert Bosch, Inc.  
Mississauga, Ontario L5N 1R1  
www.boschautoparts.com  
www.bosch.ca  
© 2011 Robert Bosch LLC Printed in USA



**12V Industrial Starter**  
0 001 109 370  
0 001 109 369

Advanced  
Starting Technology



**BOSCH**  
Invented for life





Advanced Performance Technology

Bosch is revolutionizing the industrial starter industry with the 12V Industrial Starter – p/n 0 001 109 370 (11-tooth) and 0 001 109 369 (9-tooth). These units represent the next generation of 12V industrial starters. They stand up to the harshest industrial environments, including cramped air-cooled engine compartments with little or no cooling air available. The chart at the right compares

the Bosch 12V Industrial Starters to the competitor’s unit. It clearly shows that Bosch has the advantage in power, compact size and temperature resistance.

	Competitor	Bosch
Kw rating	2.2–2.4	2.5
OAL (overall length)	276mm	246.5mm
Weight	4.6kg	3.9kg
Power density rating	.54 kw/kg	.76 kw/kg
Temperature rating	110°C max.	160°C

Powerful. Compact. Heat-resistant.

More Power/Longer Life

The use of 6-pole permanent magnets provides Bosch starters with a higher strength magnetic field, faster RPM and greater torque. The Bosch 12V Industrial Starters deliver 3,200 RPM at 5NM while the competition only spins at 2,700 RPM at 5NM. These Bosch starters are rated for 2.5Kw but actually deliver in excess of 2.9Kw in actual on-vehicle testing! Higher power results in faster starts and less wear on the starter.

The Bosch 6-pole permanent magnets also provide greater resistance to damage from engine vibration. Competitive designs utilize conventional 4-pole wound field coils that deliver lower power and are subject to “turn to turn” shorts in high vibration engine applications, leading to a shorter life span.

Compact Size

By incorporating state-of-the-art designs and robust component configurations, the Bosch 12V Industrial Starters are 30mm shorter than their competitors. Many competitive units cannot be mounted in confined engine compartments of industrial diesel applications with turbo chargers due to their longer length, but Bosch fits right in.

High Temperature Resistance

Bosch Industrial Starters can really take the heat! The Bosch 0 001 109 370/369 is rated for operation between -40°C and +160°C. Competitive units are only rated to a max of 110°C and do not carry warranty coverage if used in cramped air-cooled engine compartments.

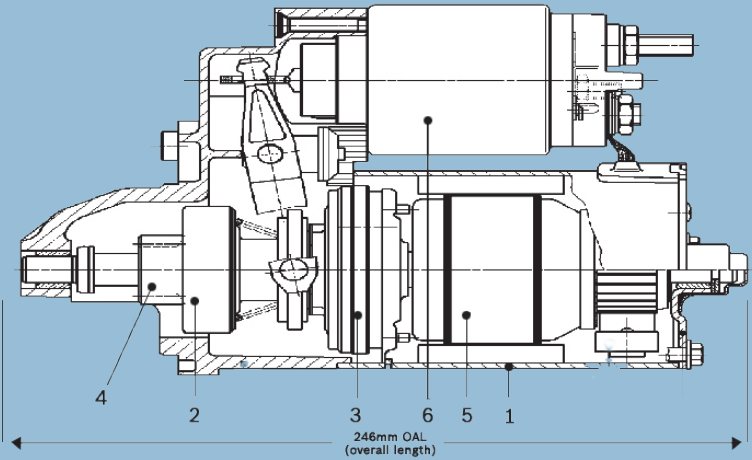
Built for Dependable Performance

The Bosch 12V Industrial Starter is designed specifically for the harsh environments found in today’s industrial engines. Its ability to withstand excessive heat and vibration, while delivering more power in a compact design, make it the ideal choice for service replacement and upgrades to existing equipment. Only two SKUs replace several earlier models, as well as competitive units, at a very competitive cost.

Trust Bosch to Deliver

Once again, Bosch engineering and development deliver industry-leading technology. The 12V Industrial Starters 0 001 109 370/369 offer more power, longer life, compact size, and greater heat resistance. Trust Bosch to deliver the performance you need and expect!

Bosch 12-Volt Industrial Starter  
0 001 109 370/369



0 001 109 369	0 001 109 370	
Replaces	Replaces	Manufacturer
0 001 223 016	0 001 223 002	Bosch
0 001 223 021	0 001 218 172	Bosch
	0 001 218 772	Bosch
	0 001 362 700	Bosch
IS1217	IS 1072	Iskra
IS1073	IS 0565	Iskra
AZE4566	AZE 4535	Iskra
	443-115-142-726	Magneton
	9-142-726	Magneton

- 1. 6-pole permanent magnets
- 2. Compact controller starter drive
- 3. Planetary gears
- 4. 370=11-tooth pinion gear / 369=9-tooth pinion gear
- 5. Compact armature design
- 6. State-of-the-art, high efficiency solenoid with temperature resistant materials

Application Guide

Model/Engine	Year	Amp kW/HP	No. Teeth	Bosch Part No.
ATLAS COPCO (Compressors, Generators)				
XAS66				
F3M1011F	1997-Up	2.5	11 tooth	0001109370
XAS66DDG				
F3M1011F	1997-Up	2.5	11 tooth	0001109370
XAS76				
F3M1011F	1997-Up	2.5	11 tooth	0001109370
BOMAG Rollers				
BW120AD-3				
F2L1011F	1997-Up	2.5	11 tooth	0001109370
BW138AC				
F3L1011F		2.5	11 tooth	0001109370
BW124DH-3				
F3L1011		2.5	9 tooth	0001109369
BW124PDH-3				
F3L1011		2.5	9 tooth	0001109369
CHAMPION Rollers				
A421 Super Pac				
F3L1011F	1996-Up	2.5	11 tooth	0001109370
GEHL Skid Steers				
SL5635DX				
F4M1011F	1997-Up	2.5	11 tooth	0001109370
SL5635DXT				
BF4M1011F	1997-Up	2.5	11 tooth	0001109370
SL5635SX				
BF4M1011	1997-Up	2.5	11 tooth	0001109370
6635				
BF4M1011F	1996-Up	2.5	11 tooth	0001109370
SL5635SXT				
BF4M1011	1997-Up	2.5	11 tooth	0001109370
6635DXT				
BF4M1011	1996-Up	2.5	11 tooth	0001109370
6635SXT				
BF4M1011F	1996-Up	2.5	11 tooth	0001109370
SL5635				
F4M1011F	1997-Up	2.5	11 tooth	0001109370
HAMM Rollers				
3307				
BF4M101	2001-Up		9 tooth	0001109369
3307P				
BF4M1011	2001-Up		9 tooth	0001109369
JLG Articulating Boom Lifts				
600A				
F4M1011F			11 tooth	0001109370
600S				
F4M1011F	1996-Up		11 tooth	0001109370
KHD				
Misc. Equipment				
BF4L1011 (2.71L - 2732cc)	1989 - up	12 volt	11 tooth	0001109370
F2L1011 (1.4L - 1366cc)	1989-Up	Std.	11 tooth	0001109370
F3L1011 (2.0L - 2049cc)	1995-Up	Std.	11 tooth	0001109370
F4L1011	1989-Up	12 volt	11 tooth	0001109370
SCHWING Concrete Pumps				
BPA500				
BFL1011F	1997-Up		11 tooth	0001109370
STAMFORD Generators				
Various Models				
F3L1011F	1996-Up		11 tooth	0001109370
STONE Rollers				
WP6400				
F2L1011	1999-Up		9 tooth	0001109369
WP6400B				
F2L1011	1999-Up		9 tooth	0001109369
THOMAS Skid Steer Loaders				
T243HD S Series				
BF4M1011F	1997-Up		11 tooth	0001109370
T243				
BF4M1011F	1997-00	Bosch System	11 tooth	0001109370
VERMEER Lawn Plows				
LM42				
F3L1011F	1994-Up		11 tooth	0001109370
VERMEER Stump Cutters				
SC672A				
BF4L1011	1996-Up		11 tooth	0001109370
SC752				
BF4L1011	1997-Up		11 tooth	0001109370